

NEERAJ®

**ATOMIC STRUCTURE, BONDING,
GENERAL ORGANIC CHEMISTRY
AND ALIPHATIC HYDROCARBONS**

BCHCT-131

B.Sc. - 1st Semester

**Chapter Wise Reference Book
Including Solved Sample Papers**

Based on

C.B.C.S. (*Choice Based
Credit System*) *Semester System Syllabus of*

I.G.N.O.U.

& Various Central, State & Other Open Universities

By: Dr. Brijesh Aggarwal



**NEERAJ
PUBLICATIONS**

(Publishers of Educational Books)



Retail Sales Office:

1507, First Floor, Nai Sarak, Delhi - 6

Mob.: 8510009872, 8510009878

E-mail : info@neerajbooks.com

Website : www.neerajbooks.com

MRP ₹ 280/-

Published by:



NEERAJ PUBLICATIONS

(Publishers of Educational Books)

Retail Sales Office : 1507, 1st Floor, Nai Sarak, Delhi-110 006

E-mail: info@neerajbooks.com | Website: www.neerajbooks.com

© Copyright Reserved with the Publishers only.

Typesetting by: Competent Computers, Printed at: Novelty Printing Press

Disclaimer/T&C

1. For the best & up-to-date study & results, please prefer the recommended textbooks/study material only.
2. This book is just a Guide Book/Reference Book published by NEERAJ PUBLICATIONS based on the suggested syllabus by a particular Board/University.
3. These books are prepared by the author for the help, guidance and reference of the student to get an idea of how he/she can study easily in a short time duration. Content matter & Sample answers given in this Book may be Seen as the Guide/Reference Material only. Neither the publisher nor the author or seller will be responsible for any damage or loss due to any mistake, error or discrepancy as we do not claim the Accuracy of these Solutions/Answers. Any Omission or Error is highly regretted though every care has been taken while preparing, printing, composing and proofreading of these Books. As all the Composing, Printing, Publishing and Proof Reading, etc., are done by Human only and chances of Human Error could not be denied. Any mistake, error or discrepancy noted may be brought to the publishers notice which shall be taken care of in the next edition and thereafter as a good gesture by our company he/she would be provided the rectified Book free of cost. Please consult your Teacher/Tutor or refer to the prescribed & recommended study material of the university/board/institute/ Govt. of India Publication or notification if you have any doubts or confusions regarding any information, data, concept, results, etc. before you appear in the exam or Prepare your Assignments before submitting to the University/Board/Institute.
4. In case of any dispute whatsoever the maximum anybody can claim against NEERAJ PUBLICATIONS is just for the price of the Book.
5. The number of questions in NEERAJ study materials are indicative of general scope and design of the question paper.
6. Any type of ONLINE Sale/Resale of "NEERAJ BOOKS" published by "NEERAJ PUBLICATIONS" on Websites, Web Portals, Online Shopping Sites, like Amazon, Flipkart, Ebay, Snapdeal, etc., is strictly not permitted without prior written permission from NEERAJ PUBLICATIONS. Any such online sale activity by an Individual, Company, Dealer, Bookseller, Book Trader or Distributor will be termed as ILLEGAL SALE of NEERAJ BOOKS and will invite legal action against the offenders.
7. The User agrees Not to reproduce, duplicate, copy, sell, resell or exploit for any commercial purposes, any portion of these Books without the written permission of the publisher. This book or part thereof cannot be translated or reproduced in any form (except for review or criticism) without the written permission of the publishers.
8. All material prewritten or custom written is intended for the sole purpose of research and exemplary purposes only. We encourage you to use our material as a research and study aid only. Plagiarism is a crime, and we condone such behaviour. Please use our material responsibly.
9. All matters, terms & disputes are subject to Delhi Jurisdiction only.

Get books by Post & Pay Cash on Delivery :

If you want to Buy NEERAJ BOOKS by post then please order your complete requirement at our Website www.neerajbooks.com where you can select your Required NEERAJ BOOKS after seeing the Details of the Course, Subject, Printed Price & the Cover-pages (Title) of NEERAJ BOOKS.

While placing your Order at our Website www.neerajbooks.com You may also avail the "Special Discount Schemes" being offered at our Official website www.neerajbooks.com.

No need to pay in advance as you may pay "Cash on Delivery" (All The Payment including the Price of the Book & the Postal Charges, etc.) are to be Paid to the Delivery Person at the time when You take the Delivery of the Books & they shall Pass the Value of the Goods to us. We usually dispatch the books Nearly within 3-4 days after we receive your order and it takes Nearly 4-5 days in the postal service to reach your Destination (In total it take nearly 8-9 days).

CONTENTS

ATOMIC STRUCTURE, BONDING, GENERAL ORGANIC CHEMISTRY AND ALIPHATIC HYDROCARBONS

Sample Question Paper–1 (Solved)	1-2
Sample Question Paper–2 (Solved)	1-2
Sample Question Paper–3 (Solved)	1-2
Sample Question Paper–4 (Solved)	1-2

<i>S.No.</i>	<i>Chapter</i>	<i>Page</i>
--------------	----------------	-------------

BLOCK-1: ATOMIC STRUCTURE

1. Bohr's Theory	1
2. Dual Behaviour of Radiation and Matter	11
3. Quantum Mechanical Approach	20
4. Hydrogen Atom	27
5. Electronic Configuration of Multi-electron atoms	39

BLOCK II : CHEMICAL BONDING AND MOLECULAR STRUCTURE

6. Ionic Bond	50
7. Covalent Bond	67

<i>S.No.</i>	<i>Chapter</i>	<i>Page</i>
8.	Valence Bond Theory	80
9.	Molecular Orbital Theory	95
BLOCK III: FUNDAMENTALS OF ORGANIC CHEMISTRY		
10.	Stereochemistry–I : Geometrical and Optical Isomerisms	107
11.	Stereochemistry–II : Configurational Isomers	121
12.	Stereochemistry–III : Conformational Isomerism	133
13.	Structure-Reactivity Relationships	143
14.	Reactions and Reactive Intermediates	162
BLOCK IV: HYDROCARBONS		
15.	Alkanes	176
16.	Alkenes-I	187
17.	Alkenes-II	198
18.	Alkynes	208
19.	Aromaticity	218
		■ ■

**Sample Preview
of the
Solved
Sample Question
Papers**

Published by:



**NEERAJ
PUBLICATIONS**

www.neerajbooks.com

Question Paper (Solved)

ATOMIC STRUCTURE, BONDING, GENERAL ORGANIC CHEMISTRY AND ALIPHATIC HYDROCARBONS

B.C.H.C.T.-131

Time: 3 Hours]

[Maximum Marks: 100

Note: Attempt all the questions. All questions carry equal marks.

Q. 1 (a) Explain the significance of α -ray scattering experiment.

Ans. Ref.: See Chapter-1, Page No. 7, Q. No. 1.

(b) What is the energy value of electron if $n = \infty$?

Ans. Ref.: See Chapter-1, Page No. 6, Q. No. 3.

(c) What is the reason for the increase in the spectral frequency as n_2 increases?

Ans. Ref.: See Chapter-1, Page No. 6, Q. No. 4.

Q. 2. (a) Derive the time-independent Schrödinger equation.

Ans. Ref.: See Chapter-3, Page No. 21, 'Time-Independent Schrödinger Equation'.

(b) Explain the meaning of ψ^2 .

Ans. Ref.: See Chapter-3, Page No. 24, Q. No. 4.

Q. 3. (a) Derive the expression:

$$\mu = \frac{\sqrt{9\epsilon_0 k \times \text{slope}}}{N_A}$$

Ans. Ref.: See Chapter-6, Page No. 58, 'Determination of Dipole Moments'.

(b) The dipole moment and the bond distance in hydrogen iodide are 0.44 D and 161.0 pm. Calculate the magnitude of charges on hydrogen and iodide atoms. Compare the result with the charge on an electron.

Ans. Ref.: See Chapter-6, Page No. 61, Q. No. 9.

(c) Calculate the dipole moment of 1, 3-dichlorobenzene if the dipole of the C-Cl bond is 1.60D.

Ans. Ref.: See Chapter-6, Page No. 61, Q. No. 12.

Q. 4. (a) Give the postulates of VSEPR theory.

Ans. Ref.: See Chapter-7, Page No. 71, 'Valence Shell Electron Pair Repulsion Theory'.

(b) Use VSEPR theory to predict the shapes of the following:



Ans. Ref.: See Chapter-7, Page No. 76, Q. No. 7.

Q. 5. (a) Explain various combinations of s and p orbitals on the basis of molecular bonding theory.

Ans. Ref.: See Chapter-9, Page No. 96, 'Molecular orbitals and their characteristics'.

(b) Write molecular orbital configuration of Na_2 .

Ans. Ref.: See Chapter-9, Page No. 103, Q. No. 4.

(c) Discuss the molecular orbitals of the HCl molecule, considering that the $1s$, $2s$, $2p$ and $3s$ atomic orbitals of chlorine are of lower energy as compared to $1s$ atomic orbital of hydrogen.

Ans. Ref.: See Chapter-9, Page No. 103, Q. No. 5.

Q. 6. (a) What are the characteristics of geometrical isomers?

Ans. Ref.: See Chapter-10, Page No. 111, 'Characterisation of Geometrical Isomers'.

(b) What are Cahn-Ingold-Prelog Sequence Rules on the basis of E and Z notation? Explain by giving examples.

Ans. Ref.: See Chapter-10, Page No. 109, 'Cahn-Ingold-Prelog Sequence Rules'.

2 / NEERAJ : ATOMIC STRUCTURE, BONDING, (SAMPLE QUESTION PAPER-1)

Q. 7. (a) State the factors affecting the strength of acids and bases.

Ans. Ref.: See Chapter-13, Page No. 147, 'Factors Affecting Strength of Acids and Bases'.

(b) Compare the acidic nature of 2, 2, 2-trifluoroethanol and ethanol.

Ans. Ref.: See Chapter-13, Page No. 157, Q. No. 1.

Q. 8. (a) Describe the following reactions of alkanes.

(i) Halogenation.

Ans. Ref.: See Chapter-15, Page No. 180, 'Halogenation'.

(ii) Isomerisation.

Ans. Ref.: See Chapter-15, Page No. 180, 'Isomerisation'.

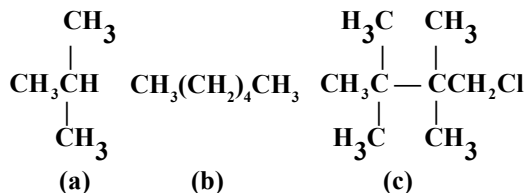
(iii) Aromatisation.

Ans. Ref.: See Chapter-15, Page No. 181, 'Aromatisation'.

(b) How do you prepare *cis*- and *trans*-alkenes from an alkyne?

Ans. Ref.: See Chapter-16, Page No. 193, Q. No. 5.

Q. 9. (a) Starting with $\text{CH}_2 = \text{CHCH}_2\text{Br}$ or $(\text{CH}_3)_3\text{CCl}$, how would you prepare the following compounds:



Ans. Ref.: See Chapter-15, Page No. 183, Q. No. 2.

(b) Give the mechanism of Wurtz reaction.

Ans. Ref.: See Chapter-15, Page No. 178, 'Wurtz Reaction'.

(c) Explain the mechanism of Wittig reaction.

Ans. Ref.: See Chapter-16, Page No. 192, 'Wittig Reaction'.

Q. 10. Differentiate between the followings:

(a) Hydroxylation and Epoxidation of alkenes.

Ans. Ref.: See Chapter-17, Page No. 201, 'Hydroxylation and Epoxidation'.

(b) Octane and Cetane Number.

Ans. Ref.: See Chapter-15, Page No. 185, Q. No. 4.

(c) Nucleophile and electrophile.

Ans. Ref.: See Chapter-14, Page No. 163, 'Nucleophiles' and Page No. 164, 'Electrophiles'.

(d) Newman projection and Sawhorse Projections.

Ans. Ref.: See Chapter-12, Page No. 133, 'Conformational Isomers: Newman and Sawhorse Representations'.

Sample Preview of The Chapter

Published by:



**NEERAJ
PUBLICATIONS**

www.neerajbooks.com

Atomic Structure, Bonding, General Organic Chemistry and Aliphatic Hydrocarbons

BLOCK I : ATOMIC STRUCTURE



Bohr's Theory

INTRODUCTION

In this first chapter on Atomic Structure earlier developments and models for the structure of the atom will be discussed. Atomic models proposed by Dalton, Thomson and Rutherford will be dealt initially.

This will be followed by Bohr's proposed model in detail enabling one to calculate the radius of orbits and energy of an electron in a particular orbit. An elementary idea about the atomic spectrum will help in understanding the spectrum of hydrogen atom on the basis of Bohr's theory then its achievements and limitations will be discussed. This follows the modifications in Bohr's theory proposed by Sommerfeld.

CHAPTER AT A GLANCE

EARLIER ATOMIC MODELS : DALTON, THOMSON AND RUTHERFORD MODELS

Greek philosophers in 400 B.C. held that atoms would be the ultimate result of continued sub-division of matter. The word 'atom' is derived from the Greek word 'atomos' which means 'uncut' or indivisible. Models proposed by Dalton, Thomson and Rutherford are presented now.

The postulates of Dalton's atomic theory are as follows:

1. Matter consists of small indivisible particles called atoms.
2. Atoms present in an element are similar.
3. When one or more elements combine they form a compound.
4. Atoms of various elements are of different masses.

5. When a chemical reaction takes place, atoms are neither created nor destroyed and new products are formed by exchange reaction.

Dalton's atomic theory needed revision after the discovery of sub-atomic particles like electron. Then Thomson in 1904 proposed 'plum pudding model' of the atom (Fig. 1.1) of uniform sphere of radius 10^{-8} cm having positive charge at the centre and electrons embedded in it to give it a stable electrostatic arrangement.

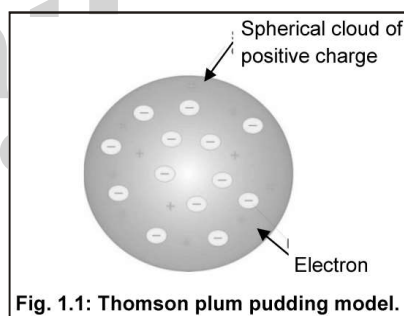


Fig. 1.1: Thomson plum pudding model.

But this model failed to account for scattering of α -particles falling on thin gold foil as observed by Geiger and Marsden (1909).

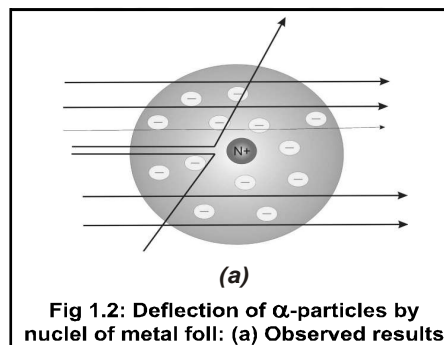
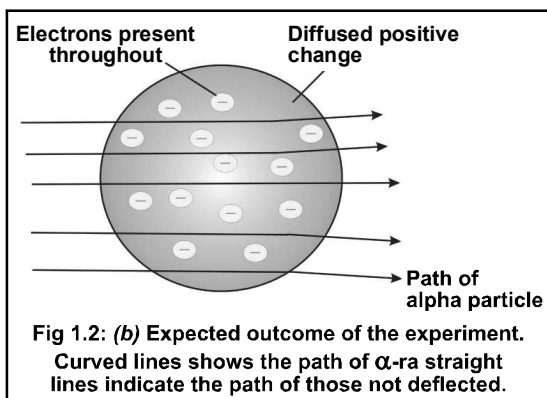


Fig 1.2: Deflection of α -particles by nuclei of metal foil: (a) Observed results



Thomson proposed an atom to be uniform sphere consisting of positively charged particles and electrons embedded in such a way to give it the most electrostatic arrangement.

Rutherford suggested a model, where nucleus accounted for the positive charge and mass, at the centre and negative particles surrounding it. The electrons rotated about the nucleus similar to the movement of planets around the Sun.

BOHR'S ATOM MODEL

Niels Bohr (1913) suggested an improved atomic model to explain the stability and spectrum of the hydrogen atom.

- (i) An electron would rotate in stationary orbits is those having definite energy and angular momentum.
- (ii) The electron does not radiate energy, while moving in selected orbit.
- (iii) The angular momentum of the electron in an orbit is an integral multiple of $\frac{h}{2\pi}$ units.

$$mvr = \frac{nh}{2\pi} \quad \dots(1.1)$$

where, m and v are the mass and velocity of the electron, r is the radius of the orbit and n is an integer known as principal quantum number h is Planck's constant orbits are called K, L, M, N ...corresponding to the values of n viz, 1, 2, 3, 4...

- (iv) When an electron moves from one orbit to another, it emits or absorbs radiation of definite frequency, which is seen as spectral line. The change in energy, ΔE between this transition is related to the spectral line by the equation:

$$\Delta E = h\nu = hc\bar{\nu} \quad \dots(1.2)$$

where, c is the velocity of light and $\bar{\nu}$ is wave number. The radii of different orbits in

hydrogen atom, the energy of the electron present in various orbits and the frequency of the spectral lines can thus, be calculated.

Calculation of Radius of Orbits

The radius of orbit is given by

$$r = \frac{n^2 \epsilon_0 h^2}{\pi m Z e^2}$$

Radius of the first Bohr orbit (r_1) for hydrogen atom ($n = 1, z = 1$)

$$\begin{aligned} r_1 &= \frac{1^2 \times 8.854 \times 10^{-12} \times (6.636 \times 10^{-34})^2}{3.142 \times 9.109 \times 10^{-31} \times 1 \times (1.602 \times 10^{-19})^2} \\ &= 53 \times 10^{-12} \text{ m} \\ &= 53 \text{ pm (approx).} \end{aligned}$$

Energy of an Electron in an Orbit

The total energy, E_n , of an electron in the n^{th} orbit, is equal to the sum of its Potential Energy (P.E.) and Kinetic Energy (K.E.) i.e. $E_n = PE + KE$ (1.3)

The potential energy of an electron is the amount of work done in removing the electron to infinite distance from its equilibrium distance r , with respect to the nucleus. The force of attraction (f_a) between the

nucleus and the electron is $\frac{-Ze^2}{4\pi \epsilon_0 r^2}$ as in eq. 1.4

$$\begin{aligned} \text{P.E.} &= \int_r^\infty f_a \cdot dr = \int_0^\infty \frac{-Ze^2}{4\pi \epsilon_0 r^2} dr = \frac{-Ze^2}{4\pi \epsilon_0} \int_r^\infty \frac{dr}{r^2} \\ &= \frac{-Ze^2}{4\pi \epsilon_0} \left[\frac{1}{r} \right]_r^\infty \\ &= \frac{-Ze^2}{4\pi \epsilon_0 r} \end{aligned}$$

The negative sign implies that work has to be done against the attractive force to remove electron to infinity.

$$\text{K.E.} = \frac{mv^2}{2}$$

Putting the values of PE and KE in eq. 1.3

$$E_n = \frac{Ze^2}{4\pi \epsilon_0 r} + \frac{mv^2}{2} \quad \dots(1.4)$$

$$\text{we know } \frac{mv^2}{2} = \frac{Ze^2}{8\pi \epsilon_0 r} \quad \dots(1.5)$$

$$\text{So, } E_n = \frac{Ze^2}{8\pi \epsilon_0 r} - \frac{Ze^2}{4\pi \epsilon_0 r} = \frac{-Ze^2}{8\pi \epsilon_0 r} \quad \dots(1.6)$$

Substituting the value of r

$$E_n = \frac{-Ze^2}{8\pi \epsilon_0} \cdot \frac{\pi m Z e^2}{n^2 \epsilon_0 h^2} = \frac{-Z^2 e^4 m}{8 \epsilon_0^2 h^2 n^2} \quad \dots(1.7)$$

In the above eq. negative sign denotes that work must be done to remove the electron against the attractive force. The energy of the electron in the n^{th} orbit of the hydrogen atom is given by putting the values of e , m , ϵ_0 and h in Eq. 1.7.

$$E_n = \frac{-1^2 \times (1.602 \times 10^{-19} \text{C})^4 \times 9.109 \times 10^{-31} \text{ kg}}{8 \times (8.854 \times 10^{-12} \text{C}^2 \text{N}^{-1} \text{m}^{-2})^2 \times (6.26 \times 10^{-34} \text{Js})^2 \times n^2}$$

$$E_n = \frac{-2.178 \times 10^{-18}}{n^2} \text{ J} \quad \dots (1.8)$$

When the electron is in the first orbit $n = 1$, $z = 1$ for hydrogen atom then its energy is $-2.178 \times 10^{-18} \text{J}$.

As 'n' becomes sufficiently large, the energy levels differs only slightly. This is called convergence of the energy levels.

HYDROGEN ATOM SPECTRUM AND BOHR'S THEORY

Atomic spectrum is obtained, when gases or vapours of a chemical substance are heated in a bunsen flame or an electric arc. A line spectrum is produced, when a ray of light passes through a prism. This spectrum consists of a limited number of coloured lines, each having different wavelength of light. Atomic spectra of elements have discrete spectral lines at lower frequencies followed by a continuous spectrum at very high frequencies.

Atomic spectrum of hydrogen shows three series of lines viz. Lyman, Balmer and Paschen.

Balmer series is given by eq. 1.9.

$$\bar{\nu} = \frac{1}{\lambda} = R \left(\frac{1}{2^2} - \frac{1}{n^2} \right) \quad \dots (1.9)$$

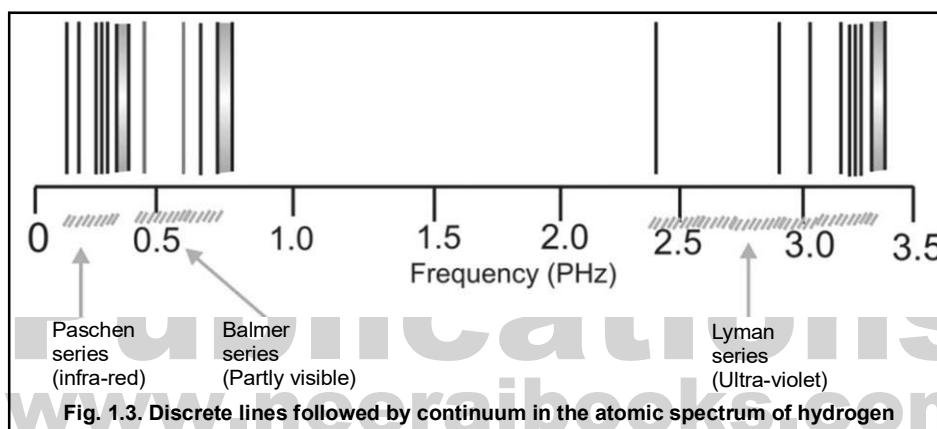


Fig. 1.3. Discrete lines followed by continuum in the atomic spectrum of hydrogen

Where R is Rydberg constant and its value is $1.097 \times 10^7 \text{m}^{-1}$ and n is an integer 3, 4, ... etc.

$$\bar{\nu} - \bar{\nu}_\infty = \frac{R}{(n-d)^2} \quad \dots (1.10)$$

It is observed that spacing between the lines decreases with increase in frequency. The spectral lines converge to form a continuous spectrum at very high frequencies. Lyman and Paschen series are seen in the ultraviolet and infrared regions, respectively.

Ritz proposed for hydrogen, new spectral series given by the eqn. $\bar{\nu} = R \left(\frac{1}{m^2} - \frac{1}{n^2} \right) \quad \dots (1.11)$

Where m and n are integers and m is constant for a given series. Classical physics was unsuccessful in

explaining discrete and continuous spectra discussed above. This was explained by Bohr's theory.

Assuming that E_1 and E_2 are the energies of the inner and outer orbits having quantum numbers n_1 and n_2 respectively.

$$E_1 = \frac{-Z^2 e^4 m}{8 \epsilon_0^2 h^2} \cdot \frac{1}{n_1^2} \quad \dots (1.12)$$

$$E_2 = \frac{-Z^2 e^4 m}{8 \epsilon_0^2 h^2} \cdot \frac{1}{n_2^2} \quad \dots (1.13)$$

Energy liberated, when transition of electron occurs from outer level n_2 to inner level n_1 .

$$E_2 - E_1 = \frac{-Z^2 e^4 m}{8 \epsilon_0^2 h^2} \left(\frac{1}{n_2^2} - \frac{1}{n_1^2} \right)$$

4 / NEERAJ : ATOMIC STRUCTURE, BONDING, GENERAL ORGANIC CHEMISTRY AND ALIPHATIC HYDROCARBONS

$$\Delta E = \frac{Z^2 e^2 m}{8 \epsilon_0^2 h^2} \left(\frac{1}{n_1^2} - \frac{1}{n_2^2} \right) \quad \dots(1.14)$$

$$\bar{\nu} = \frac{\Delta E}{hc} = \frac{Z^2 e^4 m}{8 \epsilon_0^2 h^3 c} \left(\frac{1}{n_1^2} - \frac{1}{n_2^2} \right) \quad \dots(1.15)$$

the term $\frac{Z^2 e^4 m}{8 \epsilon_0^2 h^3 c}$ is Rydberg constant (R_H) for hydrogen atom

$$= 1.097 \times 10^7 m^{-1}$$

$$\text{Thus, } \bar{\nu} = R_H \left(\frac{1}{n_1^2} - \frac{1}{n_2^2} \right) \quad \dots(1.16)$$

The frequencies of the spectral lines in Lyman, Balmer, Paschen, Brackett and Pfund series can be calculated. The values of n_1 and n_2 for the above series are tabulated in following table:

Table 1 : Series of spectral lines in the atomic spectrum of hydrogen

Name of the series	n_1	n_2	Region
Lyman	1	2,3,4,...	Ultraviolet
Balmer	2	3,4,5,...	Visible
Paschen	3	4,5,6,...	Infrared
Brackett	4	5,6,7,...	Infrared
Pfund	5	6,7,8,...	Infrared

From eq. 1.14 it was concluded that continuous spectra is seen at a particular point. At this point the electron is beyond the sphere of influence of the nucleus ($n_2 = \infty$). This point is called the Ionisation energy of the hydrogen atom:



CRITICAL ANALYSIS AND LIMITATIONS OF BOHR'S THEORY

Bohr's theory has been successful in explaining the (a) Atomic spectrum of the hydrogen, (b) Rydberg constant value, and (c) ionisation energy of hydrogen.

The theoretical and experimental values are in agreement with each other.

The ionisation energy for hydrogen atom is calculated as:

$$\text{here } n = 1, n_2 = \infty$$

$$\bar{\nu} = R_H \left(\frac{1}{1^2} - \frac{1}{\infty^2} \right) = R_H = 1.097 \times 10^7 m^{-1}$$

But in chemical reactions, ionisation energy of hydrogen is calculated on the basis of energy required to remove one mole of electrons i.e. 6.022×10^{23} electrons from one mole of hydrogen atoms in the ground state i.e. $= 6.022 \times 10^{23} hc \bar{\nu} J mol^{-1}$

Putting the values of c , h , $\bar{\nu}$ in the above eq. we get,

$$\begin{aligned} &= 6.022 \times 10^{23} \times 6.626 \times 10^{-34} \times 2.998 \times 10^8 \\ &\times 1.097 \times 10^7 J mol^{-1} \\ &= 1.312 \times 10^6 J mol^{-1} \\ &= 1312 \times 10^3 J mol^{-1} \\ &= 1312 KJ mol^{-1} \end{aligned}$$

Ionisation energies of other elements can be determined by the above method.

Limitations of Bohr's Theory

1. The angular momentum of the electron can never be zero as per Bohr's approach. This is contradicted later.
2. This theory is unable to give satisfactory explanation to the hyperfine structure in the atomic spectrum of hydrogen atom.
3. The spectra of multielectron atoms remained unanswered.
4. Formation of molecules from atoms could not be explained.
5. Wave properties of electrons is not considered as Bohr's theory is unsuccessful in explaining diffraction patterns.
6. Movement of electron in stationary orbits was based on the assumption that accurate and simultaneous determination of both position and velocity of the electron.

Sommerfeld Modification

Sommerfeld (1916) proposed the concept of elliptical orbits, where the nucleus was assumed to be present at one of the focii of the ellipse fig. 1.4 a, b.